


Evaluating your instructor/student

A guide for completing an evaluation of your student or instructor

This is for both student and Instructors, so everyone, please read to the end.

After every driver education event, the organizers would like all instructors, and students who had instructors, to write an evaluation. Go to the [Club Registration](#) web site and log in with your user name and password. This is the same user name and password that you used to sign up for the event.

After you log in, go to the Dashboard, click on "My Account" and "Event History" (circled in red below).



Now click the "Event Details" button (circled in red below) for the event for which you want to write the evaluation.



Event History

2014 (7 events)

Club	Event Type	Date	Run Group	Status	
Northeast Region PCA	Driver's Ed	09/26/14	Red (Instructor)	Pending	Event Details

Click on or scroll down to "Driving Evaluations" and click on the "Evaluate" button for your student(s) or instructor as appropriate.

Driving Evaluations

Assigned Student(s)		Evaluations	
Student	Igor Prokopiw   		Evaluate View All
Run Group	White (Intermediate)		
Vehicle	#925 2012 Porsche Cayman R		

Driving Evaluations

Instructor	My Evals	
Robert Kelliher 		Evaluate

Write your evaluation in the comments box. Don't forget to hit the save button!

Driver Evaluation Prokopiw, Igor (White (Intermediate))

Question	Rating
Promoted To (Next Run Group)	NA <input type="button" value="v"/>
Comments	<div style="border: 1px solid gray; padding: 5px;">Write a detailed description of how your student did. Pay attention to details that will help future instructors pick up where you left off.</div>

Driver Evaluation Kelliher, Robert (Red (Instructor))

Question	Rating
Promoted To (Next Run Group)	NA <input type="button" value="v"/>
Comments	<div style="border: 1px solid gray; padding: 5px;">Write a detailed description of how your instructor did.</div>